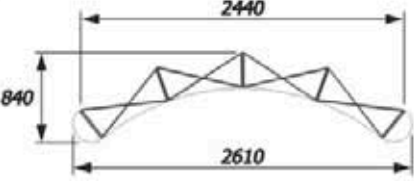


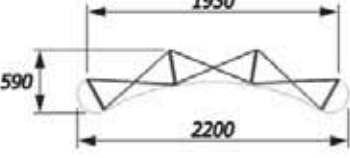
# EVOLUTION MINI POPUP

## TECHNICAL DATA

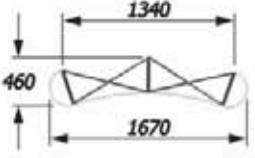
Please call **020 8202 5424** if you have any queries



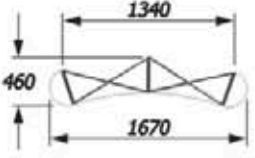
**Evolution 3 x 4 mini curved popup (EF902)**  
 Panel sizes: front curved: 1850 (h) x 548 (w) rear curved: 1850 (h) x 675 (w)  
 'D' end curved: 1850 (h) x 673 (w)  
 Single sided system requires 21 magbars, 4 front curved & 2 'D' end hangers  
 Double sided system requires 30 magbars, 4 front curved,  
 4 rear curved & 2 'D' end hangers



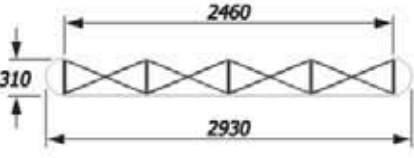
**Evolution 3 x 3 mini curved popup (EF802)**  
 Panel sizes: front curved: 1850 (h) x 548 (w) rear curved: 1850 (h) x 675 (w)  
 'D' end curved: 1850 (h) x 673 (w)  
 Single sided system requires 18 magbars, 3 front curved & 2 'D' end hangers  
 Double sided system requires 24 magbars, 3 front curved,  
 3 rear curved & 2 'D' end hangers



**Evolution 3 x 2 mini curved popup (EF702)**  
 Panel sizes: front curved: 1850 (h) x 548 (w) rear curved: 1850 (h) x 675 (w)  
 'D' end curved: 1850 (h) x 673 (w)  
 Single sided system requires 15 magbars, 2 front curved & 2 'D' end hangers  
 Double sided system requires 18 magbars, 2 front curved,  
 2 rear curved & 2 'D' end hangers



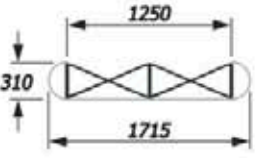
**Evolution 3 x 1 mini curved popup (EF602)**  
 Panel sizes: front curved: 1850 (h) x 548 (w) rear curved: 1850 (h) x 675 (w)  
 'D' end curved: 1850 (h) x 673 (w)  
 Single sided system requires 12 magbars, 1 front curved & 2 'D' end hangers  
 Double sided system requires 12 magbars, 1 front curved,  
 1 rear curved & 2 'D' end hangers



**Evolution 3 x 4 mini straight popup (EF901)**  
 Panel sizes: front straight: 1850 (h) x 605 (w) rear straight: 1850 (h) x 605 (w)  
 'D' end curved: 1850 (h) x 673 (w)  
 Single sided system requires 21 magbars, 8 horizontal magbars & 2 'D' end hangers  
 Double sided system requires 30 magbars, 16 horizontal magbars & 2 'D' end hangers



**Evolution 3 x 3 mini straight popup (EF801)**  
 Panel sizes: front straight: 1850 (h) x 605 (w) rear straight: 1850 (h) x 605 (w)  
 'D' end curved: 1850 (h) x 673 (w)  
 Single sided system requires 18 magbars, 6 horizontal magbars & 2 'D' end hangers  
 Double sided system requires 24 magbars, 12 horizontal magbars & 2 'D' end hangers



**Evolution 3 x 2 mini straight popup (EF701)**  
 Panel sizes: front straight: 1850 (h) x 605 (w) rear straight: 1850 (h) x 605 (w)  
 'D' end curved: 1850 (h) x 673 (w)  
 Single sided system requires 15 magbars, 4 horizontal magbars & 2 'D' end hangers  
 Double sided system requires 18 magbars, 8 horizontal magbars & 2 'D' end hangers



**Evolution 3 x 1 mini straight popup (EF601)**  
 Panel sizes: front straight: 1850 (h) x 605 (w) rear straight: 1850 (h) x 605 (w)  
 'D' end curved: 1850 (h) x 673 (w)  
 Single sided system requires 12 magbars, 2 horizontal magbars & 2 'D' end hangers  
 Double sided system requires 12 magbars, 4 horizontal magbars & 2 'D' end hangers

Notes: 1, All dimensions are in mm 2, **Frame only height** for a 3 quad high popup = 1850mm